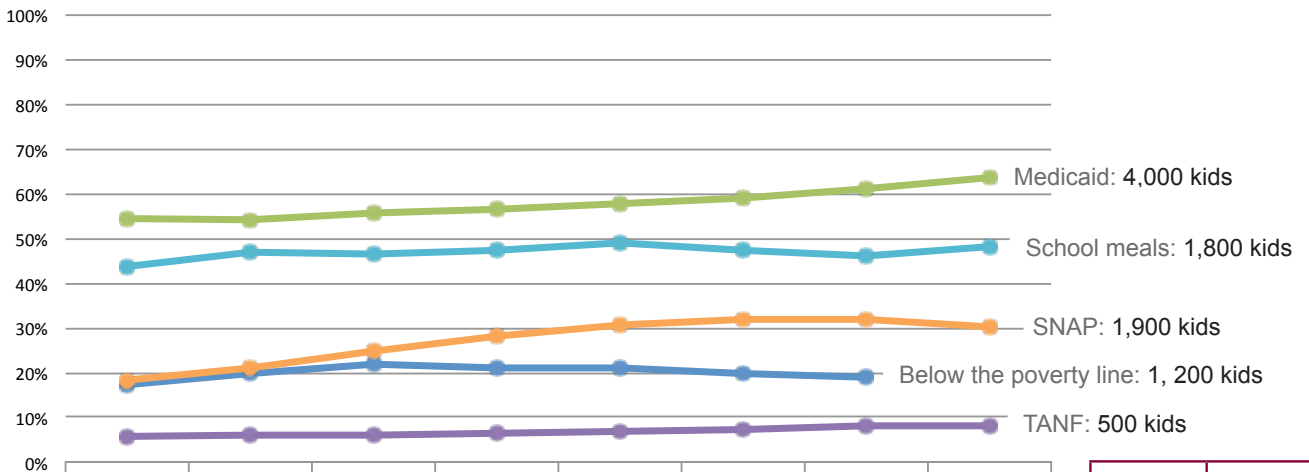


Caledonia County

Vermont KIDS COUNT® COUNTY PAGES: A selection of indicators that matter to child well-being

TOTAL POPULATION ¹	30,973
CHILDREN UNDER 18 ¹	6,328
MEDIAN INCOME ²	\$45,089
CHILDREN LIVING IN POVERTY ³	1,170
% CHILDREN LIVING IN POVERTY ³	19.0%

ECONOMIC SECURITY

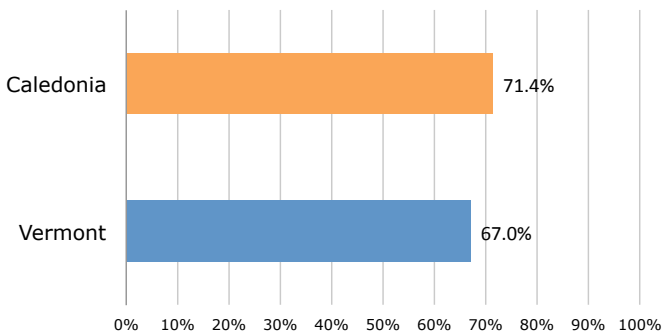


	2008	2009	2010	2011	2012	2013	2014	2015
Child Poverty ³	17.1%	20.0%	21.8%	21.0%	20.9%	19.7%	19.0%	NA
SNAP ⁴	18.3%	21.0%	24.7%	28.1%	30.6%	31.9%	32.1%	30.2%
Medicaid ⁴	54.3%	54.2%	55.5%	56.5%	57.8%	59.2%	61.0%	63.6%
TANF ⁴	5.7%	5.8%	6.2%	6.5%	6.7%	7.5%	8.0%	7.9%
School Meals ⁵	43.7%	47.0%	46.5%	47.3%	48.8%	47.5%	46.1%	48.2%

VT current %	VT current #
15.4	18,374
24.8	30,103
52.7	63,949
8.0	9,735
44.1	38,063

HEALTH

Percent of children ages 19-35 months who are fully immunized¹⁴



	County total	County rate	State rate
Early Prenatal Care ⁶	256	84.1	83.5
Low Birth Weight ⁷	21	5.7	6.5
Infant Mortality ⁸	1	7.0	4.5
Child Deaths ⁹	2	39.6	14.0
Teen Deaths ¹⁰	<1	14.5	44.2
Young Teen Births ¹¹	5	7.8	6.9
All Teen Births ¹²	21	20.1	15.9
New Families at Risk ¹³	6	4.5	4.4

Voices
for Vermont's Children

PO Box 261 • Montpelier, Vermont 05601 • 802-229-6377 • fax 802-229-4929
vtkids@voicesforvtkids.org • www.voicesforvtkids.org

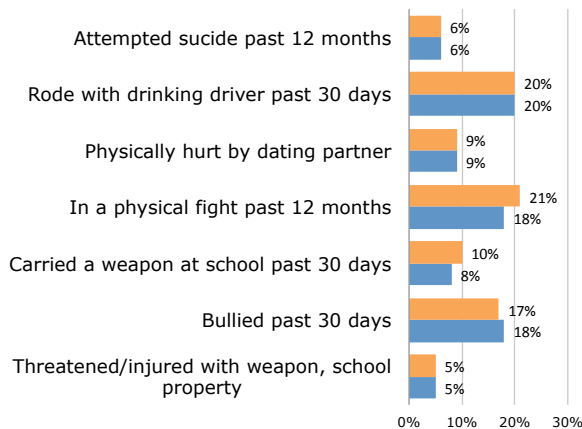


Caledonia County

Vermont KIDS COUNT®

SAFETY

Caledonia & Vermont, grades 9-12, 2015¹⁵



Child Protection, St. Jonhbury district¹⁶

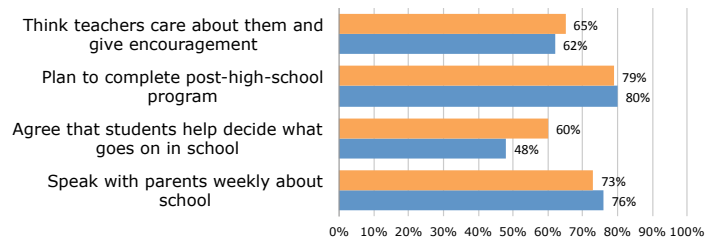
	2012	2013	2014	2015
Reports accepted for investigation	241	294	311	298
Child abuse investigations	133	164	160	163
Child abuse assessments	63	82	94	76
Family assessments	45	48	57	59
Investigations substantiated	38	38	48	61
Cases opened for services	53	48	52	30

EDUCATION

Educational attainment of adults, 2010-2014¹⁷

	Vermont	Caledonia
Percent high school graduate or higher	91.6%	89.9%
Percent bachelor's degree or higher	35.2%	25.8%
Poverty rate for the population 25 years+		
Less than high school graduate	24.1%	27.5%
High school graduate (includes equivalency)	11.3%	12.6%
Some college or associate's degree	9.2%	9.8%
Bachelor's degree or higher	4.3%	5.8%

Caledonia & Vermont, grades 9-12, 2015¹⁸



BELONGING

"Do you agree or disagree that in your community you feel like you matter to people?"¹⁹

	2007	2009	2011	2013	2015
Caledonia 6 to 8			48%	48%	50%
Caledonia 9 to 12	46%	53%	55%	55%	54%
Vermont 6 to 8			53%	54%	55%
Vermont 9 to 12	47%	46%	51%	50%	50%

In Caledonia county, and most counties in Vermont, about half of youth say they agree or strongly agree.

1 Vermont Department of Health & U.S. Census, 2015 3-year rolling average
 2 U.S. Census, American Fact Finder, Table S1903, 2014 5-year data
 3 U.S. Census, SAPE 2008-2014 estimates
 4 Vermont Department for Children and Families, Economic Services Division, 2008 through 2015 3-year averages. Data based on snapshots of April enrollment.
 5 Hunger Free Vermont, 2009-2010 school year through 2015-2016 school year. Data represents October enrollment.
 All data for 6-13 are 2013 3-year averages. Vermont Dept. of Health, Vital Statistics.
 6 Pregnant women who seek early prenatal care (care within the first trimester)
 7 Infants weighing less than 5.5 pounds at birth, per 100 live births
 8 Deaths to infants less than one year of age, per 1,000 live births
 9 Child deaths per 100,000 children ages 1-14
 10 Teen deaths per 100,000 teens ages 15-19
 11 Births to mothers ages 15-17, per 1,000 females of the same age
 12 Births to mothers ages 15-19, per 1,000 females of the same age
 13 First births to single women under 20 years of age with less than 12 years of education

14 Vermont Department of Health, Department of Health Surveillance, 2015
 15 Vermont Youth Risk Behavior Survey, 2015 reports by county
 16 DCF, FSD annual child protection reports.
 17 U.S. Census, American Fact Finder, Table S1501, 2014 5-year data.
 18 Vermont Youth Risk Behavior Survey, 2015 reports by county
 19 Vermont Youth Risk Behavior Survey, 2007-2015 reports by county and 2015 full statewide report.

For definitions and sources: <http://www.voicesforvkids.org/wp-content/uploads/>

Vermont KIDS COUNT research is funded by the Annie E. Casey Foundation. We thank them for their support, but acknowledge that the findings presented in these county pages are those of Voices for Vermont's Children alone, and do not necessarily reflect the opinions of the Foundation.

Voices
for Vermont's Children

PO Box 261 • Montpelier, Vermont 05601 • 802-229-6377 • fax 802-229-4929
 vtkids@voicesforvkids.org • www.voicesforvkids.org

