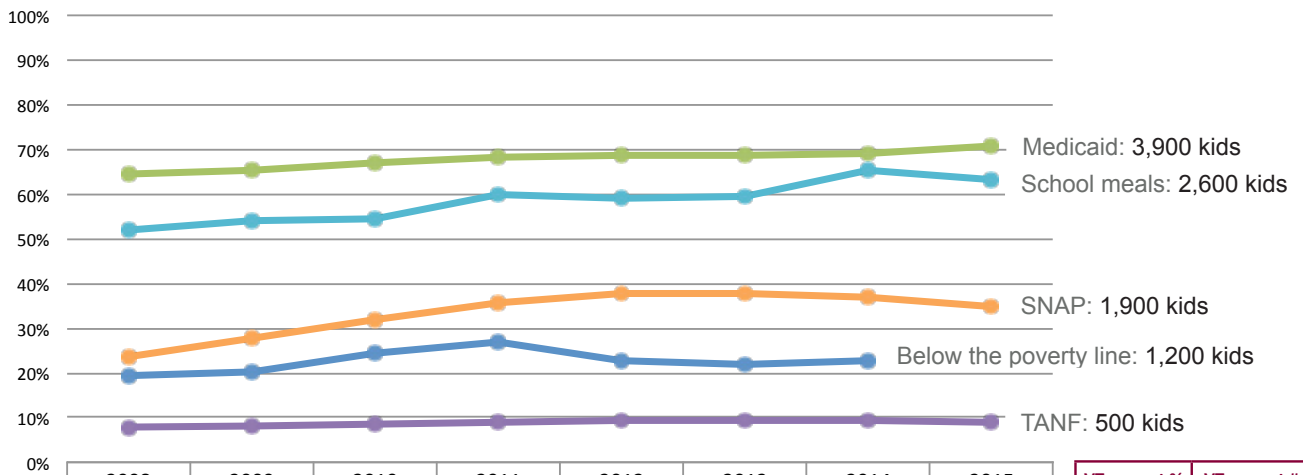


Orleans County

Vermont KIDS COUNT® COUNTY PAGES: A selection of indicators that matter to child well-being

TOTAL POPULATION ¹	27,117
CHILDREN UNDER 18 ¹	5,469
MEDIAN INCOME ²	\$41,437
CHILDREN LIVING IN POVERTY ³	1,214
% CHILDREN LIVING IN POVERTY ³	22.7%

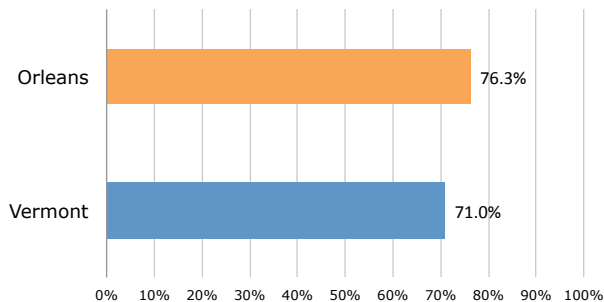
ECONOMIC SECURITY



	2008	2009	2010	2011	2012	2013	2014	2015	VT current %	VT current #
Child Poverty ³	19.3%	20.3%	24.4%	26.9%	22.8%	21.9%	22.7%	NA	15.4	18,374
SNAP ⁴	23.6%	27.5%	31.8%	35.8%	37.6%	37.8%	37.0%	34.9%	24.8	30,103
Medicaid ⁴	64.4%	65.5%	66.8%	68.3%	68.7%	68.6%	69.1%	70.7%	52.7	63,949
TANF ⁴	7.9%	8.1%	8.3%	9.0%	9.2%	9.3%	9.2%	9.1%	8.0	9,735
School Meals ⁵	51.8%	53.8%	54.6%	59.7%	59.2%	59.6%	65.4%	63.4%	44.1	38,063

HEALTH

Percent of children ages 19-35 months who are fully immunized¹⁴



	County total	County rate	State rate
Early Prenatal Care ⁶	246	89.3	83.5
Low Birth Weight ⁷	21	7.7	6.5
Infant Mortality ⁸	2	6.0	4.5
*Child Deaths ⁹	1	23.5	14.0
*Teen Deaths ¹⁰	1	81.2	44.2
Young Teen Births ¹¹	5	8.7	6.9
All Teen Births ¹²	23	29.0	15.9
New Families at Risk ¹³	6	5.0	4.4

Voices
for Vermont's Children

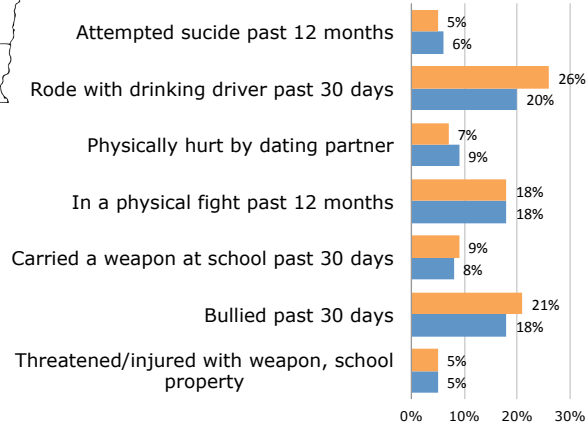


Orleans County

Vermont KIDS COUNT®

SAFETY

Orleans & Vermont, grades 9-12, 2015¹⁵



Child Protection, Newport and Morrisville districts, 2015¹⁶

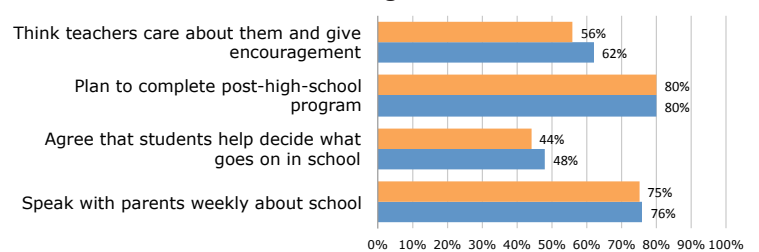
	Newport	Morrisville
Reports accepted for intervention	275	242
Child abuse investigations	135	117
Child abuse assessments	90	86
Family assessments	50	39
Investigations substantiated	33	35
Cases opened for services	17	29

EDUCATION

Educational attainment of adults, 2010-2014¹⁷

	Vermont	Orleans
Percent high school graduate or higher	91.6%	86.2%
Percent bachelor's degree or higher	35.2%	21.4%
Poverty rate for the population 25 years+		
Less than high school graduate	24.1%	28.5%
High school graduate (includes equivalency)	11.3%	13.2%
Some college or associate's degree	9.2%	13.1%
Bachelor's degree or higher	4.3%	7.0%

Orleans & Vermont, grades 9-12, 2015¹⁸



BELONGING

"Do you agree or disagree that in your community you feel like you matter to people?"¹⁹

In Orleans County, and most counties in Vermont, about half of youth say they agree or strongly agree.

Percent who agree/strongly agree

	2007	2009	2011	2013	2015
Orleans 9 to 12	37%	39%	42%	42%	46%
Orleans 6 to 8	NA	NA	45%	49%	51%
Vermont 9 to 12	47%	46%	51%	50%	50%
Vermont 6 to 8	NA	NA	53%	54%	55%

* As they are based very small numbers, changes in Child Death and Teen Death rates over time or differences between counties are generally not statistically meaningful.

- 1 Vermont Department of Health & U.S. Census, 2015 3-year rolling average
- 2 U.S. Census, American Fact Finder, Table S1903, 2014 5-year data
- 3 U.S. Census, SAIPE 2008-2014 estimates
- 4 Vermont Department for Children and Families, Economic Services Division, 2008 through 2015 3-year averages. Data based on snapshots of April enrollment.
- 5 Hunger Free Vermont, 2009-2010 school year through 2015-2016 school year. Data represents October enrollment.
- 6 All data for 6-13 are 2013 3-year averages. Vermont Dept. of Health, Vital Statistics.
- 7 Pregnant women who seek early prenatal care (care within the first trimester)
- 8 Infants weighing less than 5.5 pounds at birth, per 100 live births
- 9 Deaths to infants less than one year of age, per 1,000 live births
- 10 Child deaths per 100,000 children ages 1-14
- 11 Teen deaths per 100,000 teens ages 15-19
- 12 Births to mothers ages 15-17, per 1,000 females of the same age
- 13 Births to mothers ages 15-19, per 1,000 females of the same age
- 14 First births to single women under 20 years of age with less than 12 years of education

- 14 Vermont Department of Health, Department of Health Surveillance, 2015
- 15 Vermont Youth Risk Behavior Survey, 2015 reports by county
- 16 DCF, FSD annual child protection reports.
- 17 U.S. Census, American Fact Finder, Table S1501, 2014 5-year data.
- 18 Vermont Youth Risk Behavior Survey, 2015 reports by county
- 19 Vermont Youth Risk Behavior Survey, 2007-2015 reports by county and 2015 full statewide report.

For definitions and sources: <http://www.voicesforvkids.org/wp-content/uploads/CountyPagesData.pdf>

Vermont KIDS COUNT research is funded by the Annie E. Casey Foundation. We thank them for their support, but acknowledge that the findings presented in these county pages are those of Voices for Vermont's Children alone, and do not necessarily reflect the opinions of the Foundation.

Voices
for Vermont's Children

PO Box 261 • Montpelier, Vermont 05601 • 802-229-6377 • fax 802-229-4929
vtkids@voicesforvkids.org • www.voicesforvkids.org

